

Repeal of Prop 8

Signature Gathering Training Manual



The Basics

I. WHAT IS THIS ALL ABOUT?

- We need your help to repeal Prop 8 and restore marriage equality in California. To put a new initiative on the November 2012 ballot to repeal Prop 8, we have to **gather one million signatures by April 11, 2012**.
- This is not an email or a web petition. Under state law, we have to get **actual signatures on paper forms!**

II. WHO CAN PARTICIPATE?

- **To gather signatures**, you must be either (a) registered to vote in the state of California, or (b) *eligible* to register to vote in the state of California.

You are *eligible* to register to vote in the state of California if you: (1) are a United States citizen; (2) are a resident of California; (3) are at least 18 years of age; (4) are not in prison or on parole for a felony conviction; and (4) have not have been judged by a court to be mentally incompetent.
- **To sign the petition** (one of the four spaces in the middle of the form), one must be registered to vote in California. And only people registered to vote in the same County can sign the same sheet. If people from another County come along, they will need to sign a different sheet (See “Filling Out the Petition Form”)

III. WHAT MATERIALS WILL I NEED?

- At a minimum, you will need: (1) **petition forms** (available at www.LoveHonorCherish.org; bring at least ten forms per hour), (2) **clipboards** (or something else sturdy to write on; the more you bring, the more productive you will be), and (3) **pens** (preferably blue or black ink; and bring a ton of pens as they tend to walk off).

All forms must have at least a **one-inch margin at the top!** Check the top margin with a ruler before using them, and do the same with any photocopies you make.

- We also recommend that you bring a manila envelope (or something else to hold completed forms), a backpack (or something else to hold everything), water (and maybe some snacks) for you to keep your energy up and avoid dehydration, and sunscreen (if you will be outdoors during the daytime).

IV. WHERE CAN I GO TO GATHER SIGNATURES?

- You can collect signatures in any public place where people gather, such as a **sidewalk, park, beach, street fair, concert**, etc. Pick places you like where there are also lots of people. You can also collect signatures in **shopping malls** or outside **grocery stores**.

Important: If a storeowner asks you to limit your activities to a particular area or to go somewhere else, don't argue. The request is probably within their rights, and there's always another place you can go.

- Remember, we need actual signatures on real paper. People cannot sign an online petition.

V. HOW SHOULD I APPROACH PEOPLE TO SIGN?

- Approach people with a smile, and perhaps walk with them for a few steps. Do not block their path.
- First: Ask them if they support the issue – e.g., “**Do you support same-sex marriage?**” or “**Will you help me restore the rights of gay and lesbians to marry?**” or “**Can you please sign my petition to repeal Prop 8?**”

Always start with this question to get the person's attention.

Just remember to keep it short!

“**No**” means “**Next**.” If someone says “no,” don't argue. Just move on to the next person.

- Second: **Ask them “Are you registered to vote in California?”**

Only registered voters can sign the petition. If they are not registered, thank them and move on to someone else.

- Third: **Ask them to sign the petition.**

Let them know that their signature is necessary to place the issue on the ballot and that their information will not be put onto a mailing list (In fact, it is against the law to do so).

- Fourth: **“What County do you live in?”**
If they agree to sign, this must always be your next question. Remember, you can’t mix people from different Counties on the same petition sheet (For example, someone registered in Los Angeles County cannot sign the same sheet as someone registered in Orange County). Before you hand over the clipboard, make sure that particular petition sheet is labeled with the correct County for that individual. If you don’t yet have a petition sheet started for his or her County, get out a blank sheet and write the appropriate County in both blanks.
- Fifth: Show them where they need to print their name (**no nicknames**), their home address (**no P.O. Boxes or work addresses**), and sign. **Ask them to print legibly.** If the information is not legible, it won’t be counted. If the voter’s writing is illegible, cross it out and ask them to write it again in a new space.
- Finally: **Do a quality check!**
Ask the signer to wait a moment while you check that they’ve filled out every piece of information and that you can read what they wrote. If you can’t read it ask them to correct it, or ask if you can cross out the whole signature and have them write it again.
- See “Filling Out the Petition Form” for more details, including making sure that **you fill out the Declaration!**

IV. **WHAT SHOULD I DO WITH MY COMPLETED FORMS?**

- Make sure **you have filled out the Declaration sections of each form!** (See “Filling Out the Petition Form”)
- Mail the original forms (no copies, faxes or scans) to:
Love Honor Cherish
3940 Laurel Canyon Blvd., Suite 946
Studio City, CA 91604
- Alternatively, you can drop the forms off at any official drop-off locations specified at www.LoveHonorCherish.org.

IV. **WHAT ELSE DO I NEED TO KNOW?**

- **Be safe!** We encourage you to use a buddy system when collecting signatures, especially if you are collecting signatures somewhere that does not have a lot of pedestrians. If you decide to collect signatures door-to-door, we recommend that you not go alone under any circumstances. Remember, we are petitioning for a controversial issue and there has been an increase in violence against members of the LGBT community and our supporters since Prop 8 passed.
- The California Elections Code imposes criminal penalties for abuses related to the circulation of initiative petitions.
Most importantly, **it is illegal to use the initiative petition, the signatures on it, or any list of signatures from the petition for any purpose other than the qualification of the proposed measure for the ballot** – including for fundraising purposes or to create a mailing list.
- In addition, a circulator may **NOT**:
 - Misrepresent the purpose or contents of the petition to potential petition signers.
 - Intentionally make a false statement in response to a voter’s inquiry as to whether the circulator is a paid signature gatherer or a volunteer.
 - Refuse to allow prospective signers to read the initiative measure or petition or Attorney General’s summary.
 - Offer or give payment or anything of value to another in exchange for signing an initiative petition.
 - Sign or solicit to sign false, forged, fictitious, or ineligible signatures and names.
 - Make a false affidavit (including the circulator’s declaration), return, or certification concerning any initiative measure.
 - Circulate petitions within 100 feet of a polling place or an elections official’s office on Election Day.
 - If the circulator is paid by the proponent(s) to obtain signatures, refuse to surrender the petition to the proponent(s) for filing.

Filling Out the Petition Form

I. Keep the Counties Separate!

Only people registered to vote in the **same County** can sign the same sheet! That is why the first question you ask people who have agreed to sign the petition is "What County are you registered to vote in?"

Once a person registered to vote in a particular County (e.g., San Diego County) signs a sheet, only people from that County can sign that sheet. If someone else agrees to sign the petition, but is from another County (e.g., Orange County), you will need to have that second person sign a new sheet!


The County needs to be written in **two places!** It must be written in both of the two boxes that the hands are pointing to (See image to the right).

Beliefs. Summary of estimate by Legislative Analyst and local government: Over the long run, this on state and local governments. (11-0058)

Residents of _____ County (or City and _____) petition the Secretary of State to submit the same to the next general election or at any special statewide election held for proposed constitutional amendments read as follows:
 Existing language proposed to be deleted is printed in lined type.
 A measure to require any priest, minister, pastor, rabbi, or other religious institution to perform any marriage under this provision shall not be the basis for religious denomination, church or other religious institution.
 Marriage licenses, Section 7.5 of Article I of the California Constitution, shall be valid or recognized in California if the marriage between a man and a woman is valid or recognized in the state of origin, race, color, national origin, sex, gender, or ancestry.


NO PETITION MAY BE CIRCULATED BY A PAID OR VOLUNTEER. YOU HAVE A RIGHT TO ASK.

to vote in _____ County.

 **1**

All signers of this sheet must live in the same county. **Write the County in BOTH boxes.** Make extra sheets for other counties.

You **can** collect signatures in counties where you do not live.

 **2**

II. Follow the Helping Hands

It is rude to point... unless you happen to be one of our helping hands! The petition form has instructions, mostly along the right side of the page. Look for the helping hands to guide you, and use their instructions to ensure that you are filling out the forms correctly, and to double-check each sheet once you are done.

And make sure you find helping hand number 5! (It is not along the right side of the page)

III. Voters Fill Out Their Information Themselves

Voters need to sign (and write their other information) themselves, but you can point out to them where on the form they need to do that (See illustration below). They must write their **home address** (no P.O. boxes or work addresses), print their full name (**no nicknames**) and sign.

Also, be sure to **ask them to write legibly!** If you cannot read what they wrote, odds are that election officials won't be able to either! If they write sloppy, just cross it out and ask them to do it again!

1	Print your Name: <i>Jane Petition-Signer</i>	Residence Address ONLY: <i>2010 Equality Lane</i>	This column for official use only
	Signature as Registered: <i>Jane Petition-Signer</i>	City: <i>San Diego</i> Zip: <i>92101</i>	
	Print your Name:	Residence Address	

IV. Fill Out the Declaration on Every Sheet

You **must** fill out the Declaration section on every sheet. Print your full name (no nicknames), home address (no P.O. boxes or work addresses), the dates requested (See Section V), the City and State where you signed the Declaration section on that sheet. And **don't forget to sign!**

V. Get the Dates Right!


Write out full dates (month, day and year) for each of the three dates: (1) the first day you collected a signature on that sheet, (2) the last day you collected a signature on that sheet, and (3) the date you signed the Declaration. The third date must be on or after both of the other two dates!

DECLARATION OF CIRCULATOR (to be completed after above signatures have been obtained)

I, Joe Signature Gatherer, am registered to vote, or am qualified to register to vote, in the State of California.
 My residence address is 5201 Activist Avenue, Apt. # 27, San Francisco, CA 94114.
 I circulated this section of the petition and witnessed each of the appended signatures being written. Each signature on this petition is, to the best of my information and belief, the genuine signature of the person whose name it purports to be. All signatures on this document were obtained between the dates of December 22, 2011 and December 23, 2011. I declare under penalty of perjury under the laws of the State of California that the foregoing is true and correct. Executed on December 23, 2011, at San Diego, California.


5 CIRCULATOR MUST SIGN HERE!

Joe Signature Gatherer
 Signature (Full Name) of Circulator -- Include middle name or initial


 **3**

Fill out **and sign** this declaration for every sheet.

Home address only -- No P.O. boxes or work addresses.

 **4**

This last date must be **on or after** both of the other two dates you wrote.

 **6**

IF YOU COPY THIS FORM, THE COPY MUST BE CLEAR, AND HAVE AT LEAST A ONE-INCH SPACE AT THE TOP.

The deadline is April 11, 2012, but please mail **TODAY** to: Love Honor Cherish • 3940 Laurel Canyon Blvd., Suite 946 • Studio City, CA 91604

For more petition forms and information about circulating petitions, please visit www.LoveHonorCherish.org